

Kelin waterborne tile grout is a new product based on the upgrade of two components tile grout. It is a kind of waterborne epoxy resin products, with better environmental performance , being far beyond the international standard. It can be better used in the joints of ceramic tile, stone, glass, mosaic tile on the wall or flour in bathroom, kitchen, bedroom and so on. It is not only playing the role of bonding and blocking, but also can beautify ceramic tile. It has its own feature: great varieties of color, bright luster, and its surface is bright as porcelain after curing. At the same time, it is mould proof, moisture proof, environmental friendly, non-toxic and net flavor, adding negative oxygen ion to purify air and get rid of formaldehyde. It is a preference product in family decoration. Australia joint research and development products to make the better performance, and through the Chinese Academy of Sciences strategic quality control guidance, to make products' quality stable. Kelin [China waterborne tile gout manufacturer](#) also an exporter, welcome to contact us.



**Varieties of colors for your choice. Also provide custom colors.**



- Pure White
- Ivory
- Lemon Gold
- Pearl Gold
- Light Gold
- Lime Gold
- Amber Gold
- Nobility Gold
- Luxury Gold
- Shiny Gold
- Dazzle Gold
- Moonlight Silver
- Shiny Silver
- Dazzle Silver
- Light Gray
- Noble Gray
- Silver Gray
- Champaign Gold
- Bronze
- Rose Gold
- Coffee Brown
- Black Pearl

**Provide Whole Room Gap Solution**



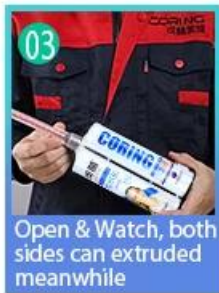
**Brief Construction Process**



01  
Clean the tiles and keep it dry



02  
Polish with tile wax except the glazed tile



03  
Open & Watch, both sides can extruded meanwhile



04  
Screw on the nozzle, put on the grout gun




05  
Inclined cut the top of the nozzle in 45°



06  
Squeeze out 60-80cm long grout in the forepart




07  
Evenly squeeze out the tile agent along the gap



08  
Press the grout with professional glue-press tools



09  
Don't touch in 4-5 hours and remove excess grout then.



10  
Keep the tiles dry in 24 hours

### Professional Joint-Pressing Tool



Two Component Caulking Gun



02  
Cutter Knife




03  
Pointing trowel



04  
Brush



05  
Forming Stick



06  
Perching Knife



07  
Masking Tape



08  
Stainless Steel Ball



09  
Cleaning Awl

### Company Advantage



## Factory Overview



Creaming Machine Line



Testing Machine



Batching Production Line



Cooling Filling



Filling Machine Line



Film-coated Machine



Real Material Stock



Stock

## Certification

