

Kelin tile grout is a new product for home decoration, which is totally instead of the sewing agent. It can be better used in the joints of ceramic tile, stone, glass, mosaic tile on the wall or floor in bathroom, kitchen, bedroom and so on. It has great varieties of color, bright luster and the surface is bright as porcelain after curing. At the same time, it is mould proof, moisture proof, environmental friendly, non-toxic and net flavor, adding negative oxygen ion to purify air. More importantly, without being continuously exposed to high intensity of sunlight, the product will not be yellowing, easy to clean and resistant to dirt. Australia joint research and development products to make the better performance, and through the Chinese Academy of Sciences strategic quality control guidance, to make products' quality stable. The tile grout is very easy to construction. [Kelin epoxy gap filler factory](#)-manufacturing high quality products.



Varieties of colors for your choice. Also provide custom colors.



Provide Whole Room Gap Solution



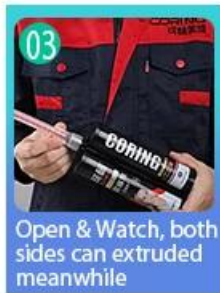
Brief Construction Process



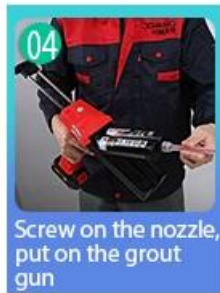
Clean the tiles and keep it dry



Polish with tile wax except the glazed tile



Open & Watch, both sides can extruded meanwhile



Screw on the nozzle, put on the grout gun



Inclined cut the top of the nozzle in 45°



Squeeze out 60-80cm long grout in the forefront




Evenly squeeze out the tile agent along the gap



Press the grout with professional glue-press tools



Don't touch in 4-5 hours and remove excess grout then.



Keep the tiles dry in 24 hours

Professional Joint-Pressing Tool



Two Component Caulking Gun



Cutter Knife



Pointing trowel



Brush



Forming Stick



Perching Knife



Masking Tape



Stainless Steel Ball



Cleaning Awl

Company Advantage



Factory Overview



Certification

