

Kelin tile grout is a new product for home decoration, which is totally instead of the sewing agent. It can be better used in the joints of ceramic tile, stone, glass, mosaic tile on the wall or floor in bathroom, kitchen, bedroom and so on. It has great varieties of color, bright luster and the surface is bright as porcelain after curing. At the same time, it is mould proof, moisture proof, environmental friendly, non-toxic and net flavor, adding negative oxygen ion to purify air. More importantly, without being continuously exposed to high intensity of sunlight, the product will not be yellowing, easy to clean and resistant to dirt. Australia joint research and development products to make the better performance, and through the Chinese Academy of Sciences strategic quality control guidance, to make products' quality stable. The tile grout is very easy to construction. [Kelin tile grout sealer supplier](#)-manufacturing environmentally friendly products.



**Varieties of colors for your choice. Also provide custom colors.**



**Provide Whole Room Gap Solution**



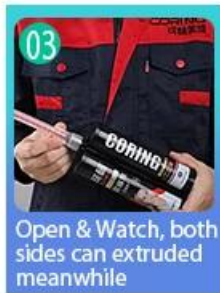
**Brief Construction Process**



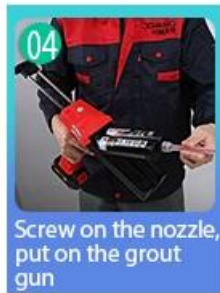
01 Clean the tiles and keep it dry



02 Polish with tile wax except the glazed tile



03 Open & Watch, both sides can extruded meanwhile



04 Screw on the nozzle, put on the grout gun



05 Inclined cut the top of the nozzle in 45°



06 Squeeze out 60-80cm long grout in the forefront




07 Evenly squeeze out the tile agent along the gap



08 Press the grout with professional glue-press tools



09 Don't touch in 4-5 hours and remove excess grout then.



10 Keep the tiles dry in 24 hours

### Professional Joint-Pressing Tool



Two Component Caulking Gun



02 Cutter Knife



03 Pointing trowel



04 Brush



05 Forming Stick



06 Perching Knife



07 Masking Tape

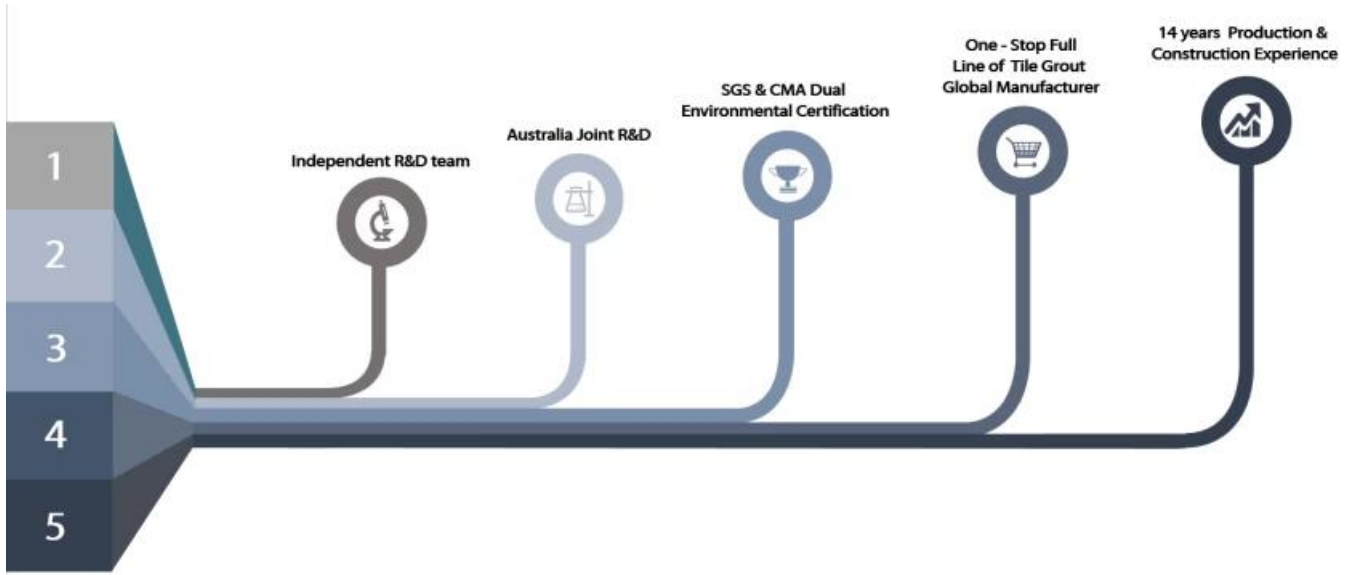


08 Stainless Steel Ball



09 Cleaning Awl

### Company Advantage



### Factory Overview



### Certification

