

Best tile grout is a new product for home decoration, which is totally instead of the sewing agent. At the same time, it is mould proof, moisture proof, environmental friendly, non-toxic and net flavor, adding negative oxygen ion to purify air. More importantly, without being continuously exposed to high intensity of sunlight, the product will not be yellowing, easy to clean and resistant to dirt.

Main Ingredient	Epoxy resin, High-end color powder
Function	The filling and beautification of tile gap
Shelf Life	Stock in a cool and dry place at 0-37 °C for 18 months
Net Weight	400 ML
Net Weight	30 Sets/Carton

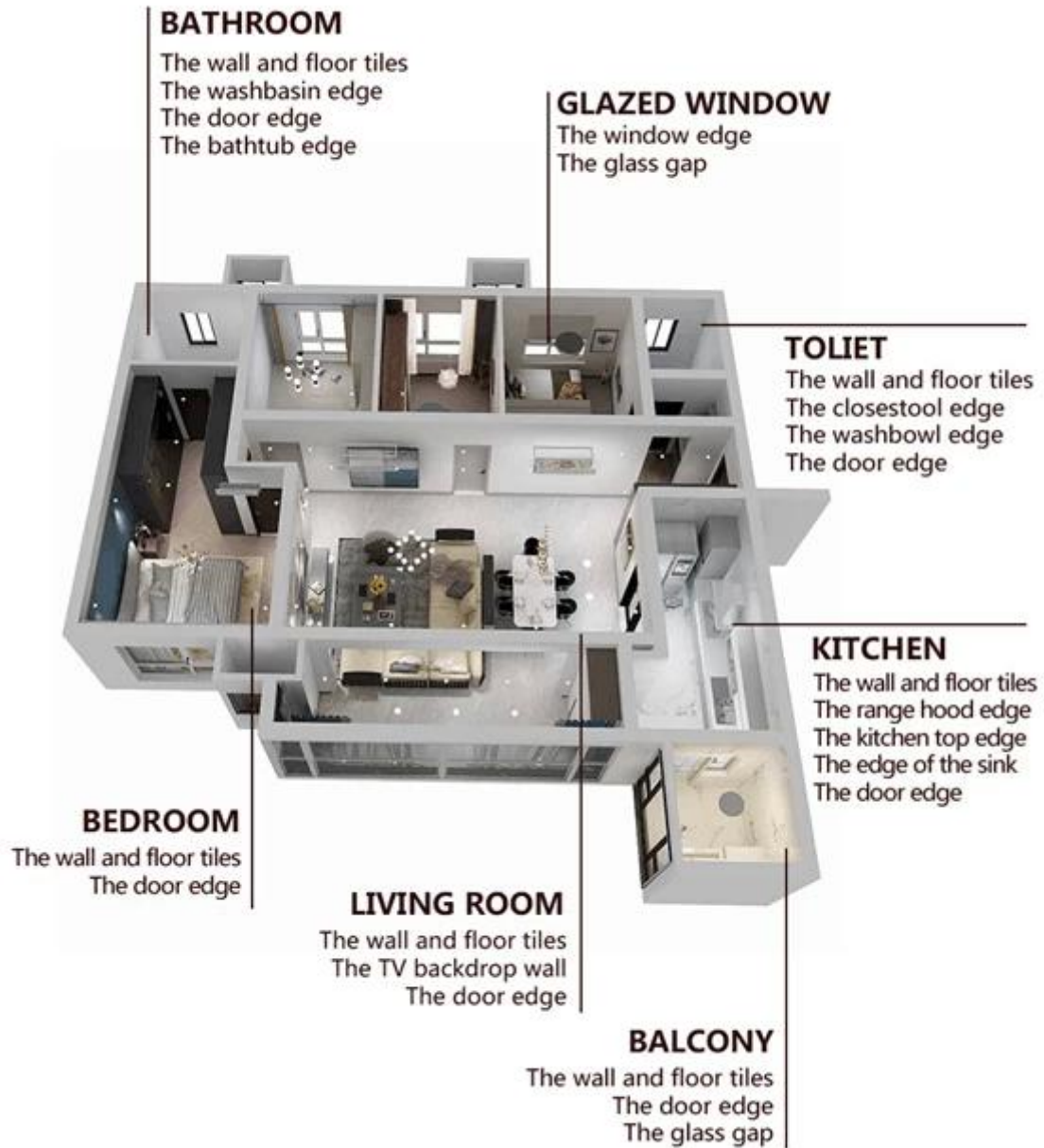
The product can be better used in the joints of ceramic tile, stone, glass, mosaic tile on the wall or floor in bathroom, kitchen, bedroom and so on. It has great varieties of color, bright luster and the surface is bright as porcelain after curing. Welcome to contact us-[Kelin epoxy gap filler manufacturer](#).



**Varieties of colors for your choice. Also provide custom colors.**



**Provide Whole Room Gap Solution**



### Brief Construction Process



Clean the tiles and keep it dry.

Polish with tile wax except the glazed tile.

Open & Watch, both sides can extruded meanwhile.

Screw on the nozzle, put on the grout gun.

Inclined cut the top of the nozzle in 45°.



Squeeze out 60-80cm long grout in the forepart.

Evenly squeeze out the tile agent along the gap.

Press the grout with professional glue-press tools.

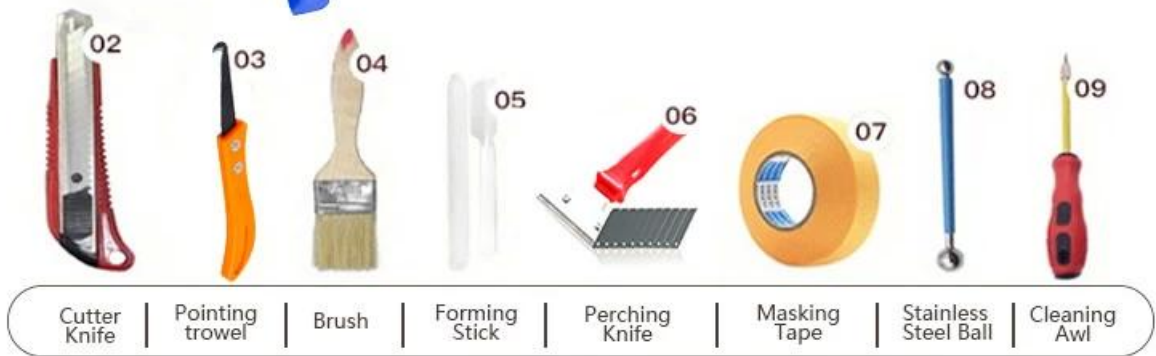
Don't touch in 4-5 hours and remove excess grout then.

Keep the tiles dry in 24 hours.

### Professional Joint-Pressing Tool

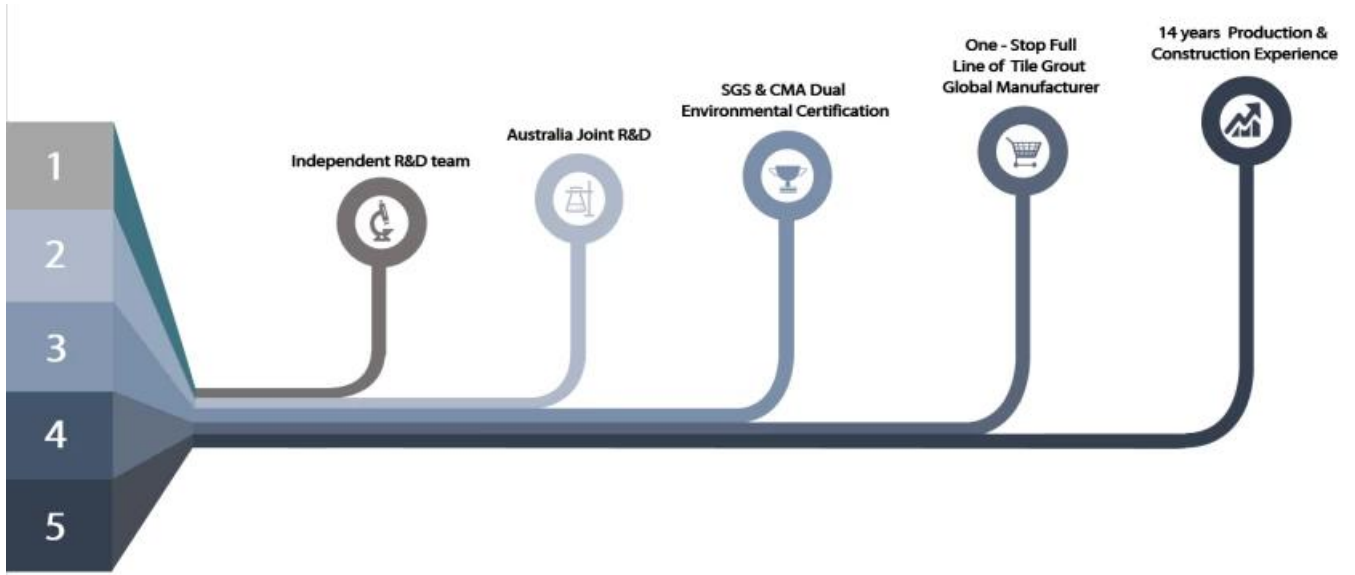


Two Component Caulking Gun



### Company Advantage





### Factory Overview



Creaming Machine Line



Testing Machine



Batching Production Line



Cooling Filing



Filling Machine Line



Film-coated Machine



Real Material Stock



Stock

### Certification

