

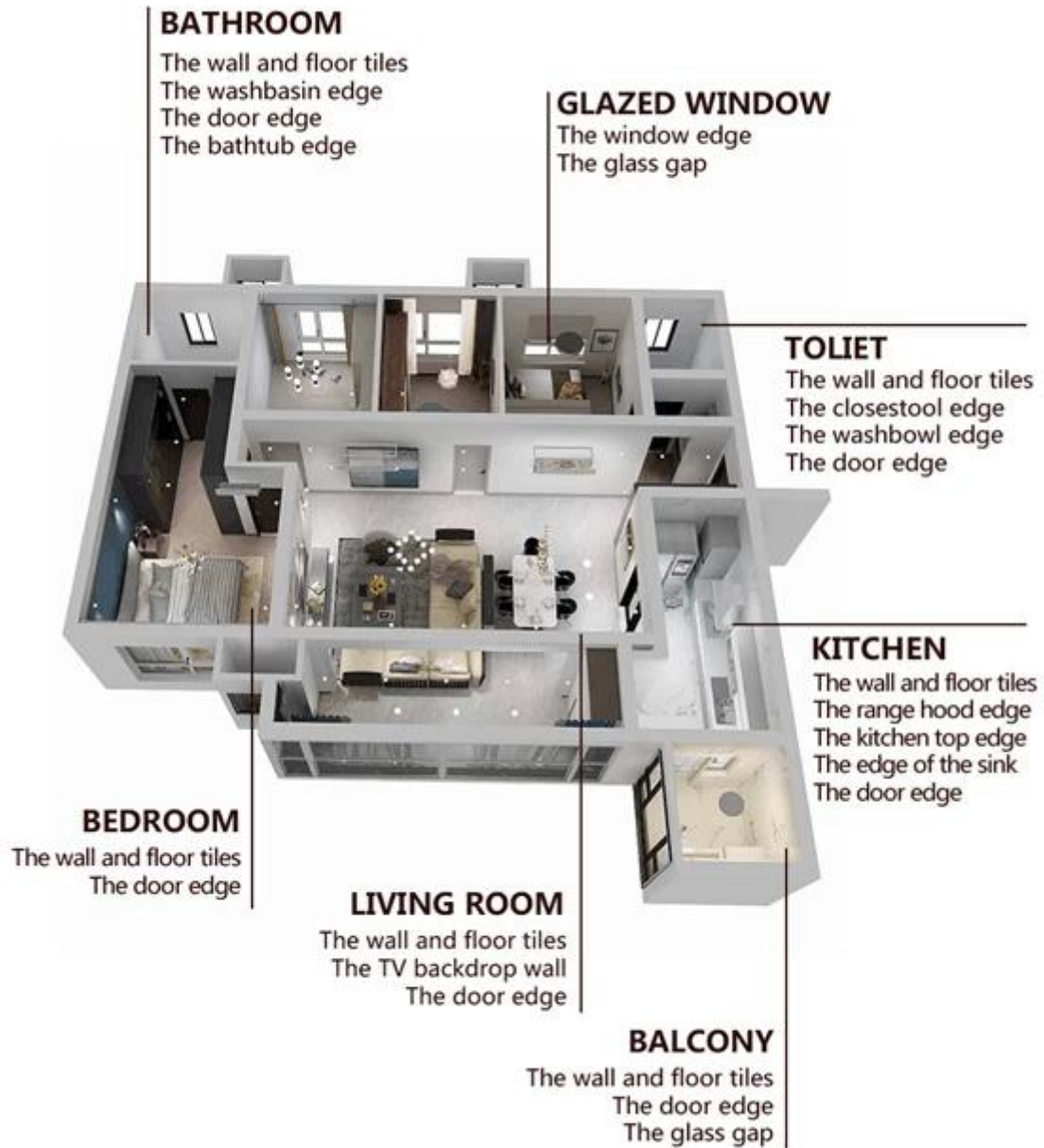
Kelin tile grout is a new product for home decoration, which is totally instead of the sewing agent. It can be better used in the joints of ceramic tile, stone, glass, mosaic tile on the wall or floor in bathroom, kitchen, bedroom and so on. It has great varieties of color, bright luster and the surface is bright as porcelain after curing. At the same time, it is mould proof, moisture proof, environmental friendly, non-toxic and net flavor, adding negative oxygen ion to purify air. More importantly, without being continuously exposed to high intensity of sunlight, the product will not be yellowing, easy to clean and resistant to dirt. Australia joint research and development products to make the better performance, and through the Chinese Academy of Sciences strategic quality control guidance, to make products' quality stable. The tile grout is very easy to construction. Kelin a high quality [China flexibility tile grout manufacturer](#).



Varieties of colors for your choice. Also provide custom colors.



Provide Whole Room Gap Solution



Brief Construction Process



01 Clean the tiles and keep it dry.



02 Polish with tile wax except the glazed tile.




03 Open & Watch, both sides can extruded meanwhile.



04 Screw on the nozzle, put on the grout gun.



05 Inclined cut the top of the nozzle in 45°.



Squeeze out 60-80cm long grout in the forepart.

Evenly squeeze out the tile agent along the gap.

Press the grout with professional glue-press tools.

Don't touch in 4-5 hours and remove excess grout then.

Keep the tiles dry in 24 hours.

Professional Joint-Pressing Tool



Two Component Caulking Gun



Cutter Knife

Pointing trowel

Brush

Forming Stick

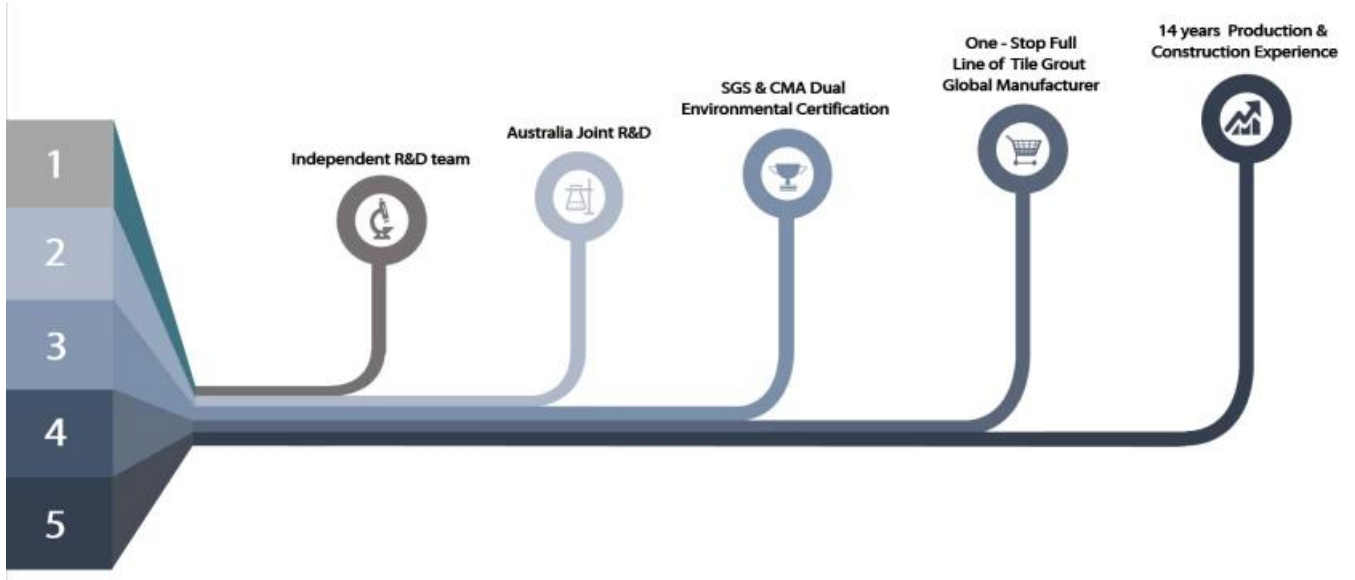
Perching Knife

Masking Tape

Stainless Steel Ball

Cleaning Awl

Company Advantage



Factory Overview



Creaming Machine Line



Testing Machine



Batching Production Line



Cooling Filing



Filling Machine Line



Film-coated Machine



Real Material Stock



Stock

Certification

