

Best tile grout is a new product for home decoration, which is totally instead of the sewing agent. It can be better used in the joints of ceramic tile, stone, glass, mosaic tile on the wall or floor in bathroom, kitchen, bedroom and so on. It has great varieties of color, bright luster and the surface is bright as porcelain after curing. At the same time, it is mould proof, moisture proof, environmental friendly, non-toxic and net flavor, adding negative oxygen ion to purify air. More importantly, without being continuously exposed to high intensity of sunlight, the product will not be yellowing, easy to clean and resistant to dirt. We are a [China grout sealant supplier](#), can provide a variety tile grout services.



Varieties of colors for your choice. Also provide custom colors.



Provide Whole Room Gap Solution



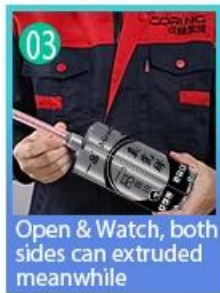
Brief Construction Process



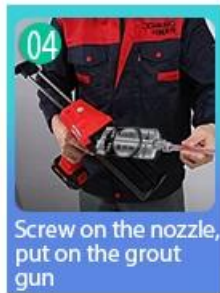
01
Clean the tiles and keep it dry



02
Polish with tile wax except the glazed tile



03
Open & Watch, both sides can extruded meanwhile



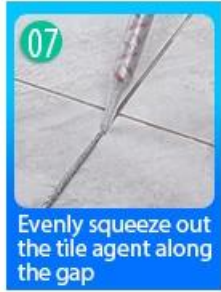
04
Screw on the nozzle, put on the grout gun



05
Inclined cut the top of the nozzle in 45°



06
Squeeze out 60-80cm long grout in the forepart



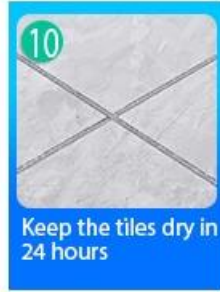
07
Evenly squeeze out the tile agent along the gap



08
Press the grout with professional glue-press tools



09
Don't touch in 4-5 hours and remove excess grout then.



10
Keep the tiles dry in 24 hours

Professional Joint-Pressing Tools



Two Component Caulking Gun



02
Cutter Knife



03
Pointing trowel



04
Brush



05
Forming Stick



06
Perching Knife



07
Masking Tape



08
Stainless Steel Ball



09
Cleaning Awl

Company Advantage



Factory Overview



Creaming Machine Line



Testing Machine



Batching Production Line



Cooling Filling



Filling Machine Line



Film-coated Machine



Real Material Stock



Stock

Certification

