

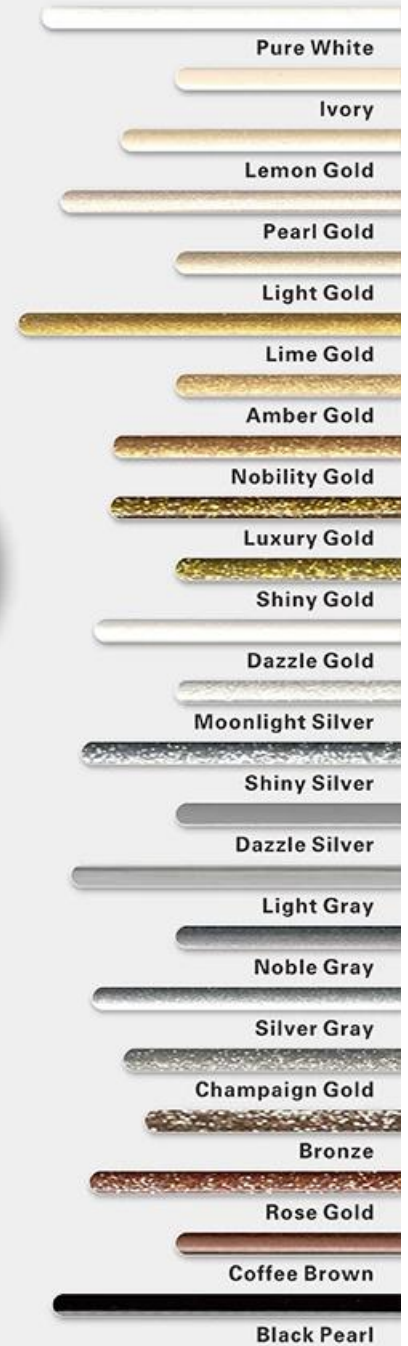

Kelin waterborne tile grout is a new product based on the upgrade of two components tile grout. It is a kind of waterborne epoxy resin products, with better environmental performance , being far beyond the international standard. At the same time, it is mould proof, moisture proof, environmental friendly, non-toxic and net flavor, adding negative oxygen ion to purify air and get rid of formaldehyde. It is a preference product in family decoration. Australia joint research and development products to make the better performance, and through the Chinese Academy of Sciences strategic quality control guidance, to make products' quality stable. We are one of the best tile grout manufacturer, you can choose us at ease.

<b>Main Ingredient</b>	Epoxy resin, High-end color powder
<b>Function</b>	The filling and beautification of tile gap
<b>Shelf Life</b>	Stock in a cool and dry place at 0-37 °C for 18 months
<b>Net Weight</b>	450 ML
<b>Packing</b>	30 Sets/Carton

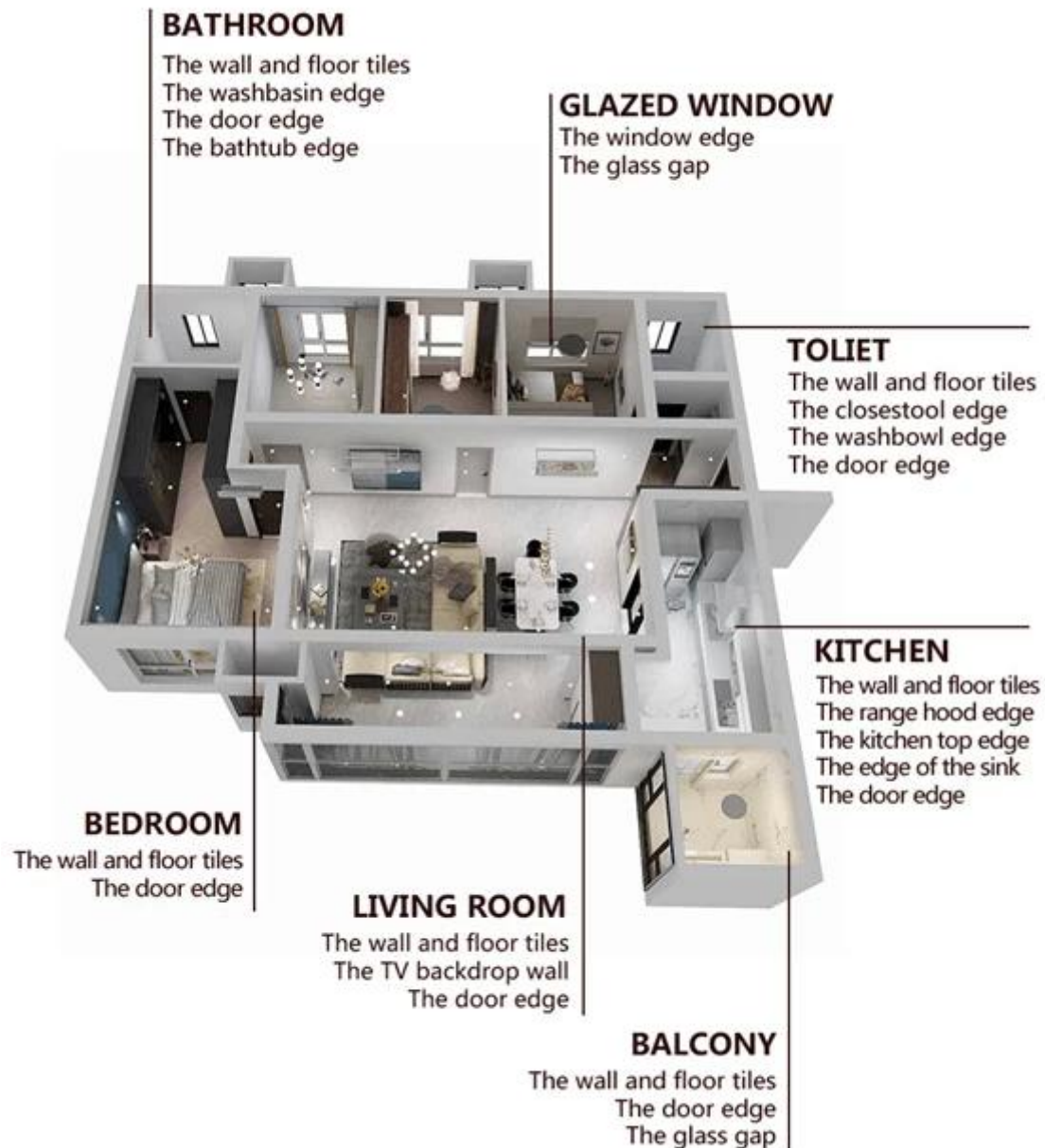
The product can be better used in the joints of ceramic tile, stone, glass, mosaic tile on the wall or floor in bathroom, kitchen, bedroom and so on. It is not only playing the role of bonding and blocking, but also can beautify ceramic tile. It has its own feature: great varieties of color, bright luster, and its surface is bright as porcelain after curing. Welcome to contact [China Kelin epoxy resin grout manufacturer](#) for your house when you decoration.



**Varieties of colors for your choice. Also provide custom colors.**



**Provide Whole Room Gap Solution**



### Brief Construction Process



01  
Clean the tiles and keep it dry.



02  
Polish with tile wax except the glazed tile.



03  
Open & Watch, both sides can extruded meanwhile.



04  
Screw on the nozzle, put on the grout gun.



05  
Inclined cut the top of the nozzle in 45°.



Squeeze out 60-80cm long grout in the forepart.



Evenly squeeze out the tile agent along the gap.



Press the grout with professional glue-press tools.



Don't touch in 4-5 hours and remove excess grout then.



Keep the tiles dry in 24 hours.

## Professional Joint-Pressing Tool



Two Component Caulking Gun



Cutter Knife



Pointing trowel



Brush



Forming Stick



Perching Knife



Masking Tape



Stainless Steel Ball



Cleaning Awl

## Company Advantage



## Factory Overview



Creaming Machine Line



Testing Machine



Batching Production Line



Cooling Filing



Filling Machine Line



Film-coated Machine



Real Material Stock



Stock

## Certification

